

TEL. 9575997, 9567298, 9554725

JANATA BANK LIMITED

For Previous Rate Sheet Click

PABX-575,

TREASURY DEPARTMENT

<https://goo.gl/URA0t4>

Mail: fxdeal@janatabank-bd.com

HEAD OFFICE, DHAKA

EID MUBARAK

Exchange Rate Circular - 181

INDICATIVE ONLY: Rates may vary in theDATE: **02 Oct 2019**EFFECTIVE DATE: **02 Oct'19**

same day

Wednesday

A) CROSS RATE OF N.Y CLOSING & S.E. ASIAN MARKETS AS ON 02/10/2019

	GBP/USD	EUR/USD	USD/JPY	USD/C.DLR	USD/S.FRA	AUD/USD
SELLING	1.2286	1.0936	107.8100	1.3208	0.9931	0.6754
BUYING	1.2285	1.0935	107.8400	1.3213	0.9933	0.6754

B) JANATA BANK LTD'S CASH

CURRENCY & T.C TO PUBLIC TK PER UNIT OF FOREIGN CURREN

SELLING	CURRENCY	BUYING	SELLING	CURRENCY	BUYING
86.6000	US Dollar	85.6000	22.5000	Saudi Riyal	21.4000
105.4000	G. B. Pound	101.6000	23.3000	UAE. Dirham	22.3000
94.7000	Euro	91.7000	20.8000	MAL.Ringit	19.5000
57.0500	Aus. Dollar	55.0500	1.2600	Indian Rupee	1.2000

BE SAME AS SELLING T.T.& O.D AND BUYING O.D. TRANSFER

C)	SELLING		NAME OF CURRENCY	BUYING			
	T.T.& O.D.	B.C.		T.T.CLEAN	T.T.DOC	O.D.SIGHT EXP.BILLS	O.D. TRANSFER
	84.4500	84.5000	US Dollar	83.7500	83.7000	83.6500	83.5300
	104.6941	104.8310	G. B. POUND	102.6517	102.3412	102.1415	101.7218
	94.2263	94.3091	EURO	92.5603	92.2119	91.9952	91.1284
	0.8058	0.8112	JP.YEN	0.7786	0.7718	0.7705	0.7677
	65.9672	66.1111	CAN.DLR	65.3368	65.1632	64.9686	64.3639
	85.6113	85.8715	SWISS.FRANC	84.4042	84.2136	84.1380	84.0724
	217.8400	218.0043	OMANIAN RIYAL	215.2411	215.0074	214.3739	213.0601
	11.0000	11.2583	H.K.DLR	10.6669	10.6554	10.6243	10.5932
	62.6735	64.1451	SING.DLR	62.3899		62.1488	60.5126
	2.7796	2.7905	THI.BAHT	2.7307		2.7198	2.7118
	20.3223	20.3795	MAL.RINGIT	19.9523		19.8726	19.8144
	23.1731	23.1812	UAE.DIRHAM			22.6776	22.6112
	22.6893	22.7473	SAUDI RIYAL			22.2073	22.1400
	22.8583	23.5101	QATAR RIYAL				22.1955
	278.6451	278.9437	KUWAIT DINAR				269.0000
	222.7679	222.8475	BAHRAIN DINAR				216.3180
	12.5473	12.8615	CHINESE YUAN				11.9687

D) USANCE RATE:	30 DAYS	60 DAYS	90 DAYS	120 DAYS	150 DAYS	180 DAYS
US Dollar	83.1515	82.6629	82.1744	81.6858	81.1973	80.7088
G. B. POUND	101.5427	100.9439	100.0885	99.7463	99.1475	98.5487
EURO	91.4553	90.9153	90.1440	89.8355	89.2955	88.7556

E) FORWARD RATE:		1 MONTH	2 MONTHS	3 MONTHS	6 MONTHS	1 YEAR
SELLING	US Dollar	84.9771	85.4241	85.9112	87.2724	0.0000
BUYING	US Dollar	84.0466	84.3432	84.6398	85.5297	0.0000


F) NFCD INTT RATE, EFFECT ON: 01.10.19 To 15.10.19	1 MONTH	3 MONTHS	6 MONTHS	12 MONTHS
US Dollar	1.78150	1.84863	1.81300	1.79325
G. B. POUND	0.46350	0.51088	0.57850	0.64213
EURO	0.00000	0.00000	0.00000	0.00000

G) LIBOR AS ON 01/10/2019, 60 DAYS 2.05963 90 DAYS 2.08863 180 DAYS 2.05650


H) INDICATIVE RATE OF 01 SDR, USD WITH NTL, CUR OF ACU MEMBERS AS IMF RATE 27/09/2019	IN.RS	N.RS	SL.RS	PK.RS	BD TK	USD
USD 1	70.8380	116.0921	184.6876	141.9489	84.1050	
SDR 1	96.6408	158.3787	251.9603	193.6540	114.7403	1.3643


IN CASE OF AUS. DOLLAR CASH RATE WILL BE USED FOR T.T ALSO

Rates mentioned in row C, D, E and F are applicable only for bank's own customers.


 Md. Nur Islam
 PO
 Prepared By


 Md. Mokhlesur Rahman
 SPO
 Checked By


 M.M. Awrangzeb
 AGM
 Authorized Signature


 Md. Tofazzal Hossain
 DGM
 Authorised Signature